



Follow That Bottle!



Objective

To show students the various steps involved in recycling.



Activity Description

While coloring, students will follow the path of the bottle in the *Follow That Bottle!* worksheet.



Materials Needed

- Copies of the *Follow That Bottle!* worksheet for each member of the class
- Crayons



Key Vocabulary Words

Recycling
Processing
Manufacturing
Factory



Duration

1 hour



Skills Used

Motor skills



Activity

Step 1: Using the storyline in the *Follow That Bottle!* worksheet, discuss the life of a recyclable item, such as a plastic bottle, after it is placed in the recycling bin. Explain that items such as bottles, cans, and newspapers can be made into a new product—either the same kind of product or a completely different product—if they are recycled and not thrown away. (Refer to the Teacher Fact Sheet titled *Recycling* on pg. 73 for background information.)

Step 2: Read and then distribute the *Follow That Bottle!* worksheet and instruct the students to follow the bottle by coloring it with crayons as it is used, recycled, remanufactured, and made into a new product. As the students color, ask them what they think is happening in each section of the picture. Ask them, for example, if anyone has been to a factory or if they recycle at home.

Step 3: After talking about the life of the bottle, students can color the rest of the story board.



Assessment

1. Have students explain what happens to a plastic bottle, or other recyclable, after it is placed in a recycling bin.
2. Ask students to describe their own recycling experiences. Do they use a bin?




Enrichment

1. Instruct the students to draw a picture of themselves as they recycle common products.
2. Have students sort and separate recyclables from lunch for one week to get a sense of the items that can be recycled in your community. Prepare separate bins for each recyclable.
3. Ask students what happens to the plastic bottle if it does not go in the recycling bin.

Student Handout

Name: _____


Follow That Bottle!




Billy drinks a soda.




When he is finished, he puts the empty bottle in the recycling bin.



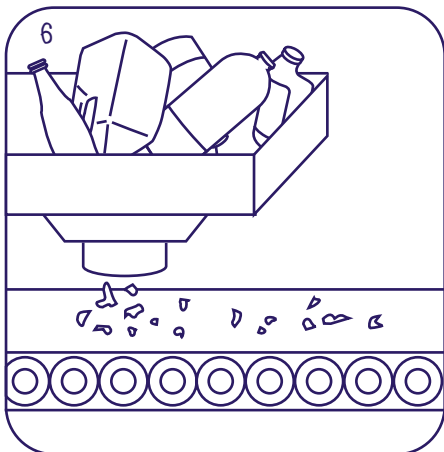
A truck comes to pick up the recycled bottles.




The truck takes the recycled bottles to a factory.



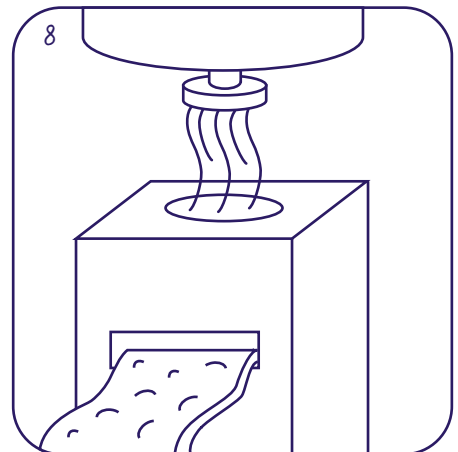
The bottles get separated by color.



The bottles are ground up into little pieces.

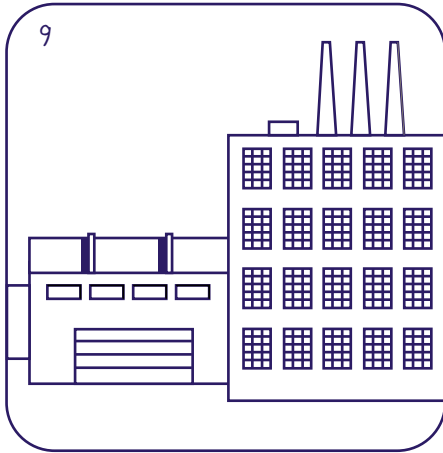


The little plastic pieces are melted...



...and made into pieces of thread.

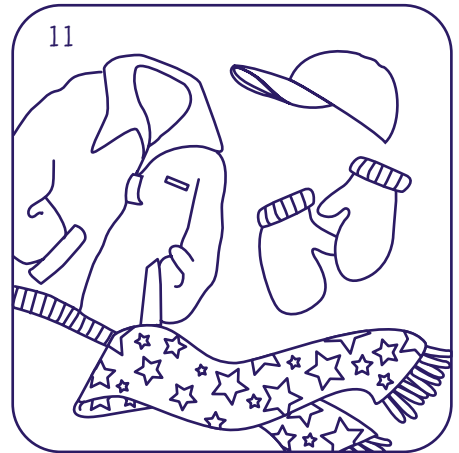
Student Handout




In another factory...



...the plastic thread is used to make clothing.



Jackets, scarves, gloves, and blankets can be made from recycled soda bottles...



...and are sold in stores.



Billy's favorite jacket is made from the soda bottles he recycled!